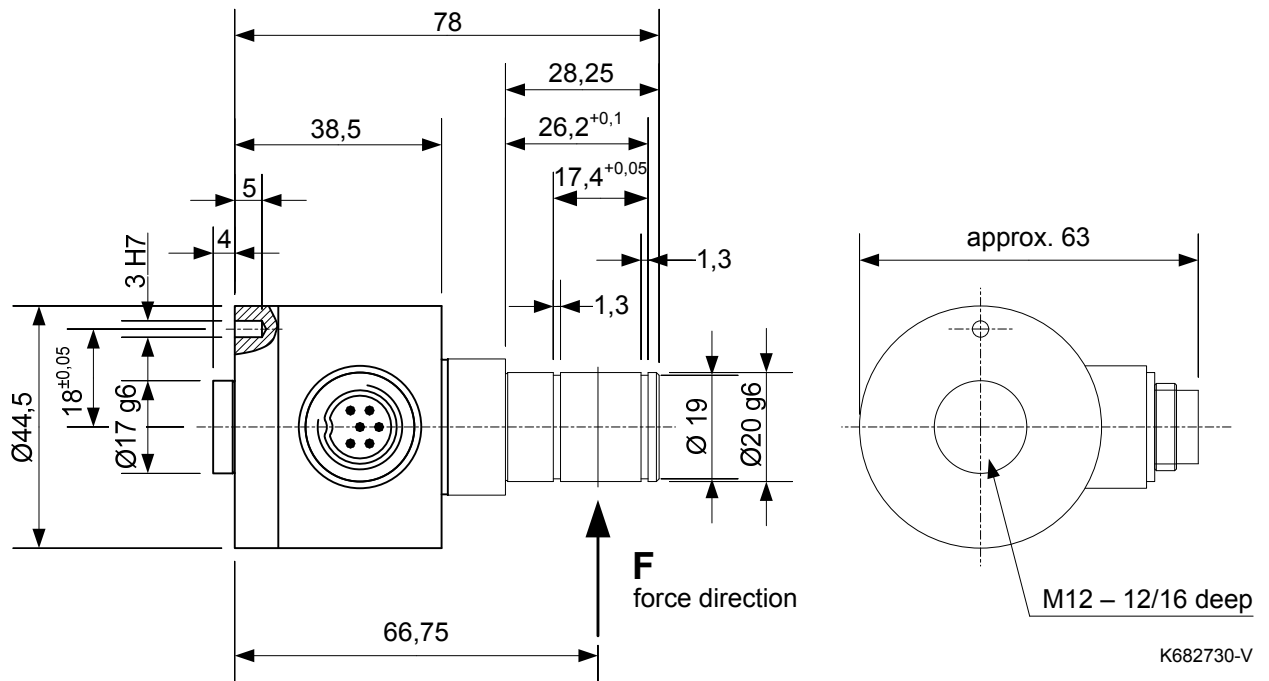


Scale drawing



All dimensions in mm

Rated measuring ranges

Nominal force [N]				
100	300	600	1200	2000

The measuring range of the sensor begins at force's zero point.
Nominal forces differing from the list are available.

Order code

RMA	2	- 600
Sensor type		
Construction size		
Nominal force [N]		

Scope of supply

Sensor

Special designs

- nominal forces differing from standard
- sensor housing and measuring cell made out of stainless steel, for use in humid environment
- advanced temperature range

Accessories

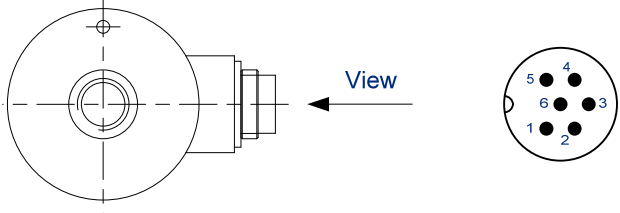
- female cable connector as mating plug
- connection cable (female cable connector / open ends)
- connection cable (female cable connector / male cable connector)
- connection terminal 2/1

Technical data

Rated measuring ranges (FN)	N	0...100; 0...300; 0...600; 0...1200; 0...2000
Rated output	mV/V	1
Rated output tolerance	%	< ±0,2
Accuracy class		0,2
Accumulated error	% F_N	< ±0,2
Excitation voltage max.	V	12
Reference excitation voltage	V	4,5
Input resistance	Ω	350 ±3
Output resistance	Ω	350 ±2
Isolation resistance	GΩ	> 5
Nominal temperature range	°C	0...50
Operational temperature range	°C	-10...70
Storage temperature range	°C	-30...90
Reference temperature	°C	23
Temperature influence per 10 K		
- on the zero point (TK0)	% F_N	< ±0,1
- on the calibration (TKC)	% F_N	< ±0,2
Creep after 30 minutes	% F_N	< ±0,1
Relative reversal error	% F_N	< ±0,2
Service load	% F_N	300
Ultimate load	% F_N	400
Breaking load	% F_N	> 500
Ultimate side load	% F_N	300
Dynamic load limit (DIN 50100)	% F_N	50
Axial torsional moment limit	Nm	35
Deflection at nominal force	mm	< 0,04
Natural frequency of the sensor	kHz	> 2
Weight	g	ca. 450
Surface protection		black-finished
Protection class		IP 54

Connections

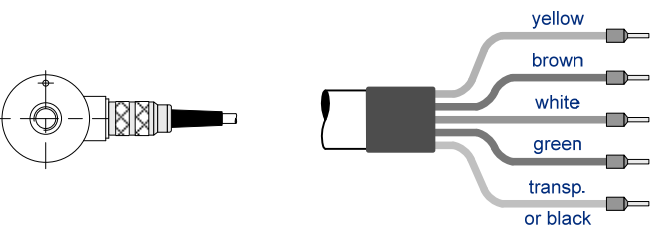
Male socket



1	+U _{Br}	Excitation
2	-U _{Br}	
3	Pin not connected	
4	+U _{Sig}	Output
5	-U _{Sig}	
6	Reserved	

68274001

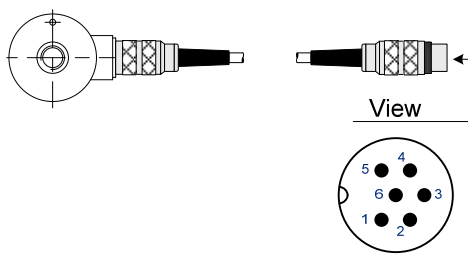
Connection cable (female cable connector / open ends)



yellow	+U _{Br}	Excitation
brown	-U _{Br}	
white	+U _{Sig}	Output
green	-U _{Sig}	
transp. or black	Shield (not connected to housing)	

81057027

Connection cable (female cable connector / male cable connector)



1	+U _{Br}	Excitation
2	-U _{Br}	
3	Shield (not connected to housing)	
4	+U _{Sig}	Output
5	-U _{Sig}	
6	Reserved	

69147001

Technical design subject to change without prior notice. © 2021 by Honigmann

Honigmann Industrielle Elektronik GmbH • In den Weiden 20 • 58285 Wuppertal • ☎ +49-2332-55115-0 • 📠 +49-2332-55115-99