



**Multiple  
Viewing Options  
Boost Productivity**


# TI-MVX

## Ultrasonic Thickness Gauge with A-Scan Display

- The MVX is equipped with multiple viewing options to provide a complete set of inspection tools: (RF waveform, +/- Rectified waveform, Time based B-Scan, and Large Digits).
- Built in hardware AGC gain control for through paint measurements in multi mode operation.
- The MVX has the ability to store 64 custom user defined setups. All factory setups can be selected, edited and saved with an alphanumeric tag.
- The visual alarm can be used to set hi and lo limits for applications requiring specific tolerances. If the actual thickness value is above or below the limits, a red light illuminates.
- The "Auto-Find" utility can locate the detection point, while automatically adjusting the display to bring the signal into view.
- TI-MVX also comes complete with our Windows® PC software for transferring data and set ups to and from a PC.
- High-speed scan feature speeds up the inspection process by making 32 measurements per second.
- Includes Flaw Inspection Prove Up Mode (special probe required)
- CE Certified
- Includes NIST Calibration Certificate

The new CHECK-LINE® TI-MVX Ultrasonic Wall Thickness Gauge offers advanced features including A-Scan, B-Scan and a complete alphanumeric datalogging system with the storage capacity for thousands of data values and A-scan captures.

The TI-MVX is supplied as a complete kit with all accessories in a hard-plastic carrying case and includes FREE data transfer software, transfer cable and NIST-Traceable Calibration Certificate.



**The TI-MVX features the highest resolution graphic display available and is engineered for optimal ease of use.**

# Specifications

<b>Range in Steel*</b>	<i>Pulse-Echo Mode:</i> Pit and Flaw detection measures from 0.025 – 9.999 inches (0.63 to 254mm) <i>Echo-Echo Mode:</i> Thru Paint & coatings measures from 0.1 - 4.0 inches (2.54 to 102mm) Range will vary ± depending on the coating thickness.
<b>Resolution</b>	.001 inches (0.01mm)
<b>Velocity Range</b>	.0492 to .3936 in./ms 1250 to 9999 meters/sec
<b>Units</b>	English & Metric
<b>Measurement Modes</b>	Pulse-Echo (flaws, pits) Echo-Echo (thru-paint)
<b>Transducer Types</b>	Dual Element (1 to 10 MHz).
<b>Memory</b>	16 megabit non-volatile ram
<b>Memory Capacity</b>	12,000 pages with 1 reading and waveform per page
<b>Power Source</b>	Three 1.5V alkaline or 1.2V NiCad AA cells

\*Range varies by transducer, multiple transducers are required to cover entire range.

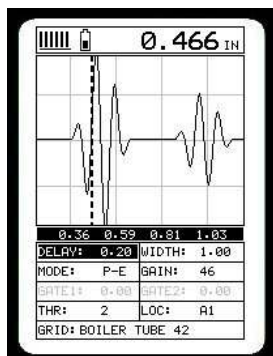
<b>Battery Life</b>	Typically operates for 150 hours on alkaline and 100 hours on NiCad batteries
<b>Auto Power Off</b>	after 5 min of non-use
<b>Display</b>	1/8 in. VGA grayscale display 62 x 45.7mm
<b>Keyboard</b>	Membrane switch with twelve tactile keys
<b>Case</b>	Extruded aluminum body with nickel-plated aluminum end caps (gasket sealed).
<b>Operating Temp</b>	-14° to 140°F (-10° to 60°C)
<b>Weight, net</b>	0.84 lbs. (383 grams)
<b>Dimension</b>	2.50" x 6.5" x 1.24" (63.5 x 165 x 31.5mm) (WxHxD)
<b>Warranty</b>	2 year limited
<b>Certification</b>	CE Approved, Factory calibration traceable to national standards



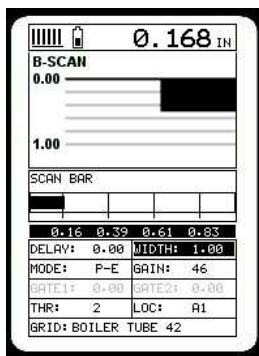
## Complete Kit

The TI-MVX is supplied as a complete kit with the gauge, 4 oz. bottle of coupling fluid, 2 AA batteries, NIST Calibration Certificate, data transfer software, serial output cable and Operating Instruction Manual in a foam-fitted carrying case.

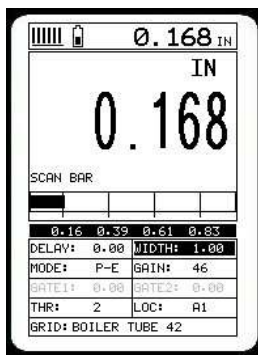
## Display Views



**A-Scan**



**B-Scan**



**Large Digits**

**A-Scan:** The A-Scan rectified mode is the preferred display view for flaw and pit detection applications and measuring through paint and coatings in the echo-echo mode.

**B-Scan:** The B-Scan view displays a time-based cross section of the test material. It is commonly used to display the profile of the blind or underside of a pipe or tank.

**Large Digits:** The Large Digits view provides a basic digital thickness gauge look and feel. The large display makes it easy for the operator to monitor the thickness readings.

## CHECK·LINE® – PRECISION QUALITY CONTROL INSTRUMENTS

Electromatic Equipment Co., Inc.  
600 Oakland Ave.  
Cedarhurst, NY 11516 —USA

Tel: (800) 645-4330 (USA & Canada)  
Tel: (516) 295-4300  
Fax: (516) 295-4399

Email: [info@checkline.com](mailto:info@checkline.com)  
Website: [www.checkline.com](http://www.checkline.com)

**FOR ADDITIONAL INFORMATION OR TO PLACE AN ORDER CALL TOLL FREE 1-800-645-4330**