

10.0 WARRANTY

ELECTROMATIC Equipment Co., Inc. (ELECTROMATIC) warrants to the original purchaser that this product is of merchantable quality and confirms in kind and quality with the descriptions and specifications thereof. Product failure or malfunction arising out of any defect in workmanship or material in the product existing at the time of delivery thereof which manifests itself within one year from the sale of such product, shall be remedied by repair or replacement of such product, at ELECTROMATIC's option, except where unauthorized repair, disassembly, tampering, abuse or misapplication has taken place, as determined by ELECTROMATIC. All returns for warranty or non-warranty repairs and/or replacement must be authorized by ELECTROMATIC, in advance, with all repacking and shipping expenses to the address below to be borne by the purchaser.

THE FOREGOING WARRANTY IS IN LIEU OF ALL OTHER WARRANTIES, EXPRESSED OR IMPLIED, INCLUDING BUT NOT LIMITED TO, THE WARRANTY OF MERCHANTABILITY AND FITNESS FOR ANY PARTICULAR PURPOSE OR APPLICATION. ELECTROMATIC SHALL NOT BE RESPONSIBLE NOR LIABLE FOR ANY CONSEQUENTIAL DAMAGE, OF ANY KIND OR NATURE, RESULTING FROM THE USE OF SUPPLIED EQUIPMENT, WHETHER SUCH DAMAGE OCCURS OR IS DISCOVERED BEFORE, UPON OR AFTER REPLACEMENT OR REPAIR, AND WHETHER OR NOT SUCH DAMAGE IS CAUSED BY MANUFACTURER'S OR SUPPLIER'S NEGLIGENCE WITHIN ONE YEAR FROM INVOICE DATE.

Some State jurisdictions or States do not allow the exclusion or limitation of incidental or consequential damages, so the above limitation may not apply to you. The duration of any implied warranty, including, without limitation, fitness for any particular purpose and merchantability with respect to this product, is limited to the duration of the foregoing warranty. Some states do not allow limitations on how long an implied warranty lasts but, notwithstanding, this warranty, in the absence of such limitations, shall extend for one year from the date of invoice.

ELECTROMATIC Equipment Co., Inc.
600 Oakland Ave. Cedarhurst, NY 11516—USA
Tel: 1-800-645-4330/ Tel: 516-295-4300/ Fax: 516-295-4399

Every precaution has been taken in the preparation of this manual. Electromatic Equipment Co., Inc., assumes no responsibility for errors or omissions. Neither is any liability assumed for damages resulting from the use of information contained herein. Any brand or product names mentioned herein are used for identification purposes only, and are trademarks or registered trademarks of their respective holders.

Table of Contents

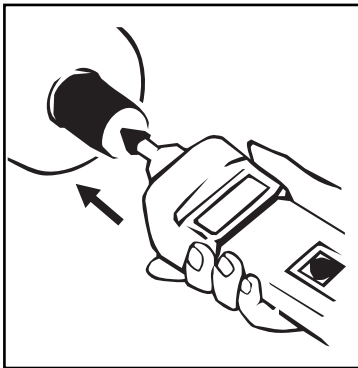
| | | |
|------|----------------------------------|----|
| 1.0 | Introduction | 2 |
| 2.0 | Overview | 3 |
| 3.0 | Contents of Complete Kit | 4 |
| 4.0 | Installing/Replacing Batteries | 5 |
| 5.0 | Measuring RPM | 6 |
| 6.0 | Measuring Surface Speed & Length | 7 |
| 7.0 | Built-in Memory System | 8 |
| 8.0 | Range & Accuracy | 9 |
| 9.0 | Specifications | 11 |
| 10.0 | Warranty | 12 |

1.0 INTRODUCTION

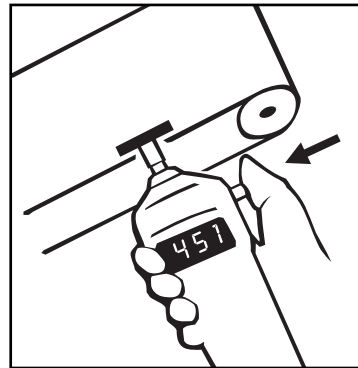
The DT-105A and DT-107A Hand-Held Digital Tachometers are designed to accurately measure rotation speeds, surface speeds and length. The rotational speed is displayed in RPM units (Revolutions per minute) while the surface speed and length can be displayed in a variety of user-selected engineering units.

When measuring RPM, the user will mount the Cone Tip Adapter or Funnel Tip Adapter to the end of the shaft and place in contact with the rotating shaft or element. When measuring surface speed or length, the 6 inch circumference (1.9" diameter) is fitted to the end of the shaft and placed in contact with the moving surface.

Applications



RPM Measurement




Surface Speed & Length

9.0 SPECIFICATIONS

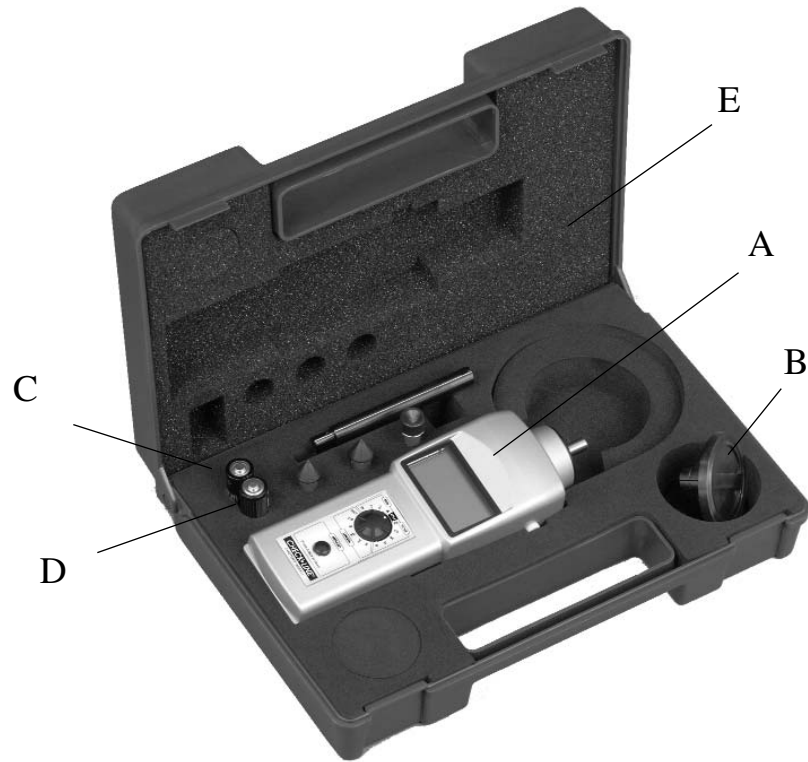
| | |
|------------------------------|--|
| Display Range | 0.10 to 25,000 rpm with floating decimal |
| Accuracy | 0.10 to 999.99 rpm: ± 0.06 rpm 1,000.0 to 9,999.9 rpm: ± 0.6 rpm 10,000 to 25,000 rpm: $\pm 0.006\%$ rpm |
| Measurement Units | |
| <i>per Minute</i> | Revolutions, Meters, Yards, Feet, Inches |
| <i>per Hour</i> | Feet, Yards, Miles, Meters, Revolutions |
| <i>Total</i> | Revolutions, Centimeters, Meters, Yards, Feet, Inches |
| <i>per Second</i> | Revolutions, Inches, Feet, Yards, Centimeters (optional, inquire) |
| Memory System | 13 readings are stored in memory and retained for 5 minutes (last, max., min., and 10 measurements) |
| Over-Range Indicator | Flashing numerals |
| Detection | Optical coupler, 60 pulses/rev |
| Update Time | 1 second (typical) |
| Batteries Size: | 2 1.5 V AA Life: Approx. 65 hrs. (DT-105A) Life: Approx. 40 hrs. (DT-107A) |
| Low Voltage Indicator | Flashing "LO BAT" display (DT-105A) "B" display (DT-107A) |
| Operating Temperature | 32 to 113° F (0 to 45° C) |
| Weight | 0.9 pounds (400 grams) |
| Dimensions | 7.3" L x 2.4" W x 1.8" H (185.4 x 60.0 x 45.7mm) |
| Warranty | 1 year |

| Model DT-105A | | | |
|----------------------|---------------------|---|-------------------|
| I: Inches | Single Range | Accuracy | Resolution |
| I/M (inches/min.) | 0.6 – 9,999.9 | ±0.6 | 0.1 |
| | 10,000 – 99,999 | ±0.006% of reading ±1 digit (or ±6 IPM max.) | 1 |
| IN (length) | 0.1 – 9,999.9 | | 0.1 |
| | 10,000 – 99,999 | | 1 |
| m: Meters | Single Range | Accuracy | Resolution |
| m/M (meters/min.) | 0.02 – 999.99 | ±0.06 | 0.01 |
| | 1,000.0 – 3,810.0 | ±0.3 | 0.1 |
| m/H (meters./hour) | 0.9 – 9,999.9 | ±0.6 | 0.1 |
| | 10,000 – 99,999 | ±0.006% of reading ±1 digit (or ±6 mPH max.) | 1 |
| m (length) | 0.005 – 99.995 | | 0.005 |
| | 100.00 – 999.99 | | 0.01 |
| | 1,000.0 – 9,999.9 | | 0.1 |
| | 10,000 – 99,999 | | 1 |
| cm (length) | 0.5 – 9,999.5 | | 0.5 |
| | 10,000 – 99,999 | | 1 |
| M: Miles | Single Range | Accuracy | Resolution |
| M/H (miles/hour) | 0.0006 – 9.9999 | ±0.0006 | 0.0001 |
| | 10.0000 – 99.999 | ±0.006 | 0.001 |
| | 100.00 – 142.05 | ±0.01 | 0.01 |

2.0 OVERVIEW



3.0 CONTENTS OF COMPLETE KIT



- A. Tachometer
- B. Surface Speed Wheel
- C. Batteries (2 pcs. x AA)
- D. Accessories
 - Cone Tip Adapter (2)
 - Funnel Tip Adapter
 - Shaft Extension
- E. Operating Instructions (located behind upper foam)

8.0 Range and Accuracy

| Model DT-105A | | | |
|-------------------------|-------------------|---|------------|
| R: Revolutions | Single Range | Accuracy | Resolution |
| Contact RPM (rev./min.) | 0.10 – 999.99 | ±0.06 | 0.01 |
| | 1,000.0 – 9,999.9 | ±0.6 | 0.1 |
| | 10,000 – 25,000 | ±0.006% of reading ±1 digit (or ±2 rpm max.) | 1 |
| Contact RPH (rev./hour) | 6 – 99,999 | ±0.006% of reading ±1 digit (or ±6 rpm max.) | 1 |
| REV (total revolution) | 0.1 – 9,999.9 | ±0.1 | 0.1 |
| | 10,000 – 99,999 | ±1 | 1 |
| F: FEET | Single Range | Accuracy | Resolution |
| F/M (feet/min.) | 0.05 – 999.99 | ±0.06 | 0.01 |
| | 1,000.0 – 9,999.9 | ±0.6 | 0.1 |
| | 10,000 – 12,500 | ±1 | 1 |
| F/H (feet/hour) | 3 – 99,999 | ±0.006% or reading ±1 digit (or ±6 FPH max.) | 1 |
| FT (length) | 0.01 – 999.99 | | 0.01 |
| | 1,000.0 – 9,999.9 | | 0.1 |
| | 10,000 – 99,999 | | 1 |
| Y: Yards | Single Range | Accuracy | Resolution |
| Y/M (yards/min.) | 0.02 – 999.99 | ±0.06 | 0.01 |
| | 1,000.0 – 4,167.0 | ±0.3 | 0.1 |
| Y/H (yards/hour) | 1.0 – 9,999.9 | ±0.06 | 0.1 |
| | 10,000 – 99,999 | ±0.006% or reading ±1 digit (or ±6 YPH max.) | 1 |
| Y/Rd (length) | 0.005 – 99.995 | | 0.005 |
| | 100.00 – 999.99 | | 0.01 |
| | 1,000.0 – 9,999.9 | | 0.1 |
| | 10,000 – 99,999 | | 1 |

continued on page 10

7.0 BUILT-IN MEMORY SYSTEM

The DT-105A and DT-107A include a built-in memory system capable of storing the *last*, *maximum* and *minimum* values, plus 10 separate readings for recall to the display.

Storing Readings

Press the Memory Switch momentarily when the reading to be stored appears on the display. An "M" will appear on the display briefly indicating that the reading has been successfully stored in the memory. A maximum of 10 readings can be stored in memory.

Note: The stored data will be deleted when the Tachometer automatically powers off.

Recall Stored Readings


To recall stored readings to the display, press the Memory Switch. A stored value will alternately flash on the display along with the memory location number (1, 2, . . .10).

Clearing Stored Readings

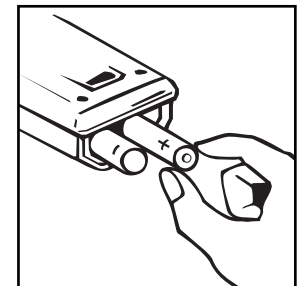
To erase all stored readings, press and hold the Memory Switch for five (5) or more seconds until the display shows "CCCCC." This indicates that the memory was successfully erased.

4.0 INSTALLING/REPLACING BATTERIES

1. Loosen the two black screws at the bottom edge of the tachometer using a slotted screwdriver or coin.



2. Remove the battery compartment cover plate exposing the battery sleeve.

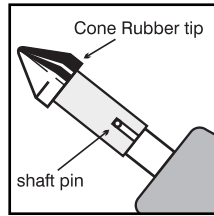


3. Insert the AA batteries observing the proper battery polarity indicated on a label inside the battery compartment.

Note: The DT-105A and DT-107A are designed to automatically power off after five (5) minutes of "non-use" to conserve battery power.

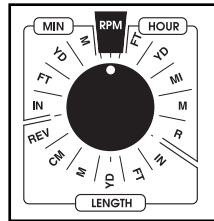
5.0 MEASURING RPM

1. Select either the *Cone Tip Adapter* or the *Funnel Tip Adapter* and carefully place it on the shaft making sure to align the pin on the shaft with the slot on the adapter.

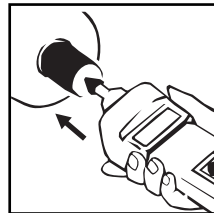


Note: The shaft extension accessory can be used to help reach the end of the shaft, however, under no circumstances should this extension be used with the *Surface Speed Wheel*.

2. Rotate the *Operating Mode Selector Switch* to RPM.



3. Position the adapter carefully on the end of the rotating shaft insuring that it is positioned in the center of the shaft. Apply enough pressure to eliminate slip.




4. Press and hold the white *Measure Button* located on the right side of the Tachometer.
5. The display will update approximately 1 time per second and show the measured rotational speed in RPM.
6. Release the *Measure Button* prior to removing the Tachometer from the rotating shaft. The last reading will be retained on the display.

Readings will be retained in memory for 5 minutes. This time can be extended indefinitely by re-pressing the *Memory Switch* within each five minute period.

6.0 MEASURING SURFACE SPEED & LENGTH

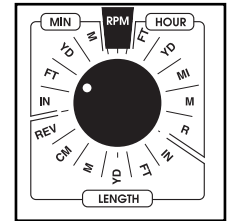
1. Select the *Surface Speed Wheel* and carefully place it on the shaft making sure to align the pin on the shaft with the slot on the wheel.




Warning: The Shaft Extension Accessory should not be used with the *Surface Speed Wheel*.

2. Rotate the *Operating Mode Selector Switch* to the desired unit of measure for surface speed or length.

Select Desired Unit Of Measure For Surface Speed or Length



3. Position the wheel carefully on the moving surface. Apply enough pressure to eliminate any slip.



4. Press and hold the white *Measure Button* located on the right side of the Tachometer.
5. The display will update approximately 1 time per second and show the measured surface speed or length in the units selected in the *Operating Mode Selector Switch*.
6. Release the *Measure Button* prior to removing the Tachometer from the rotating shaft. The last reading will be retained on the display.

Readings will be retained in memory for 5 minutes. This time can be extended indefinitely by re-pressing the *Memory Switch* within each five minute period.

CHECK-LINE®
BY ELECTROMATIC

Hand Held
DIGITAL TACHOMETER

Model DT-105A and DT-107A



ELECTROMATIC
EQUIPMENT CO., INC.

600 Oakland Ave., Cedarhurst, NY 11516-U.S.A.
TEL: 516-295-4300 • FAX: 516-295-4399

O P E R A T I N G M A N U A L